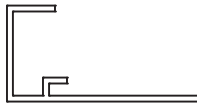
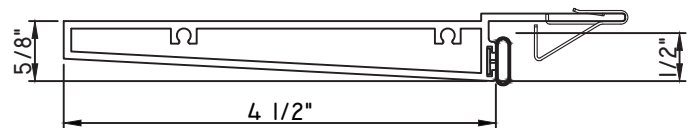


All information seen within this document are considered current. However periodic changes/updates to our products are necessary. Quaker Window Products Inc. reserves the right to change any information without notice.



DRYWALL ANCHOR STRAP

CE-13187 - ANCHOR STRAP



PRESET PANNING

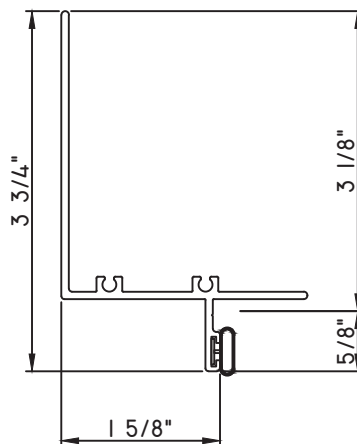
M23850 - PANNING

BPN-9159 - W.S.

MH8-18X1 LP - FASTENER (QTY. 8)

1974 - CLIP

(6" FROM EACH CORNER & 20" O.C.)



PRESET PANNING

M14957 - PANNING

BPN-9159 - W.S.

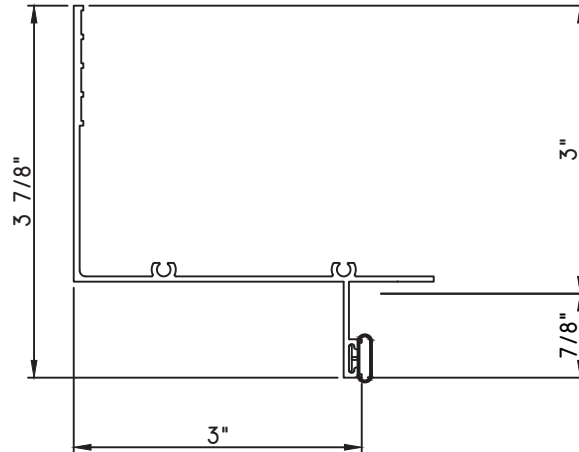
MH8-18X1 LP - FASTENER (QTY. 8)

SCALE 1:2

Our products are tested to the standards of and certified by some of the foremost organizations in the fenestration industry.

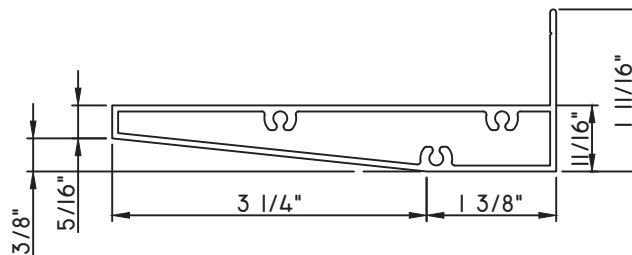


All information seen within this document are considered current. However periodic changes/updates to our products are necessary. Quaker Window Products Inc. reserves the right to change any information without notice.



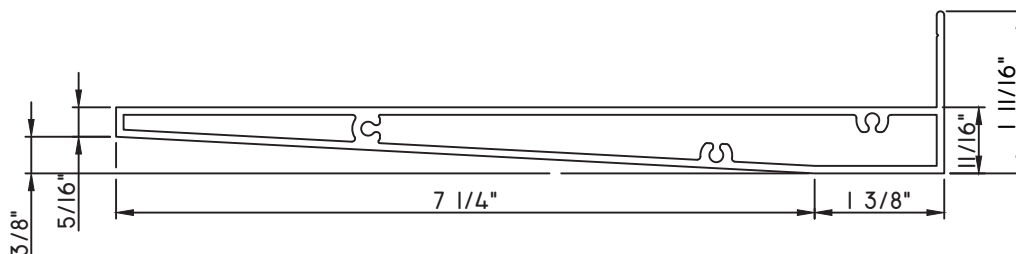
PRESET PANNING

M6938 - PANNING
BPN-9159 - W.S.
MH8-18X1 LP - FASTENER (QTY. 8)



POST SET PANNING

M24559 - PANNING
MH8-18X1 LP - FASTENER (QTY. 6)



POST SET PANNING

M24558 - PANNING
MH8-18X1 LP - FASTENER (QTY. 6)

Our products are tested to the standards of and certified by some of the foremost organizations in the fenestration industry.

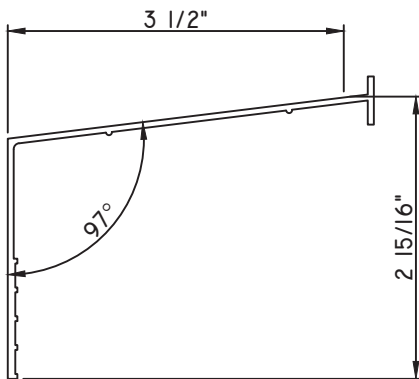


SCALE 1:2

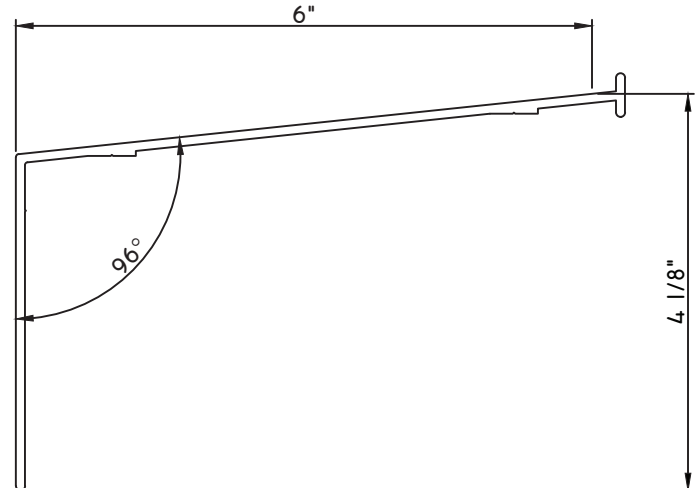


V600 Series Sill Panning, Subsill, Flashing

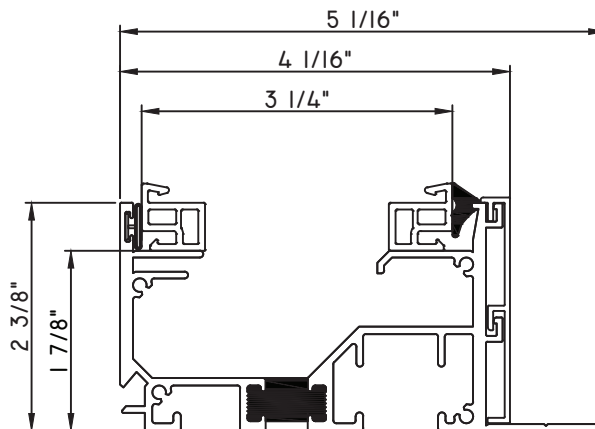
All information seen within this document are considered current. However periodic changes/updates to our products are necessary. Quaker Window Products Inc. reserves the right to change any information without notice.



SILL PANNING
M6939 - PANNING



SILL PANNING
MAX9522 - PANNING



V300 SUBSILL
M24631 - SUBSILL
M24632 - COVER
MH8-18X1 LP - SCREW (QTY. 8)
QWP-10LB END DAM - END DAM (QTY. 2)

SCALE 1:2

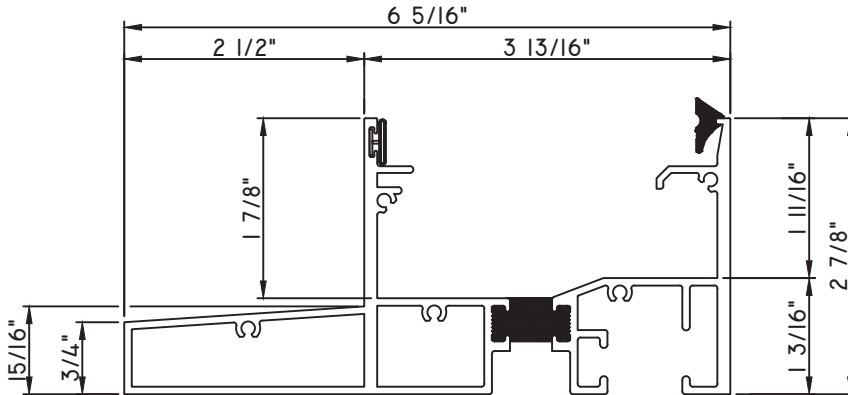
Our products are tested to the standards of and certified by some of the foremost organizations in the fenestration industry.





V600 Series Sill Panning, Subsill, Flashing

All information seen within this document are considered current. However periodic changes/updates to our products are necessary. Quaker Window Products Inc. reserves the right to change any information without notice.



SUBSILL W/ TRIM (10LB WATER)

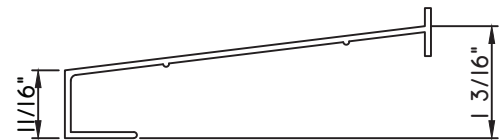
M24786 - SUBSILL
BPN-9159 - W.S.
4874-02-00-19-WEDGE GASKET
MH8-18X1 LP-FASTENER (QTY. 16)

MUST BE USED WITH RECEPTOR:

M24785 RECEPTOR

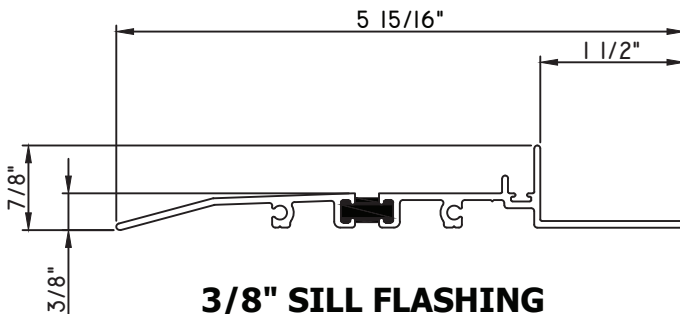
INSTALL TYPE:

PREASSEMBLED



SILL PANNING

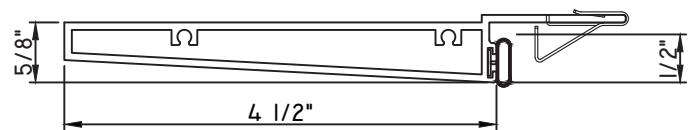
M25297 - PANNING
BPN-9159 - W.S.
MH8-18X1 LP - FASTENER (QTY. 8)
M24767-END DAM (QTY. 2)
PSP8AZ1/2 (QTY. 8)
NEW DIE



3/8" SILL FLASHING

CE-13716 - SILL FLASHING
QWP-041608 - END DAM (QTY. 2)
MH8-18X1 LP - SCREW (QTY. 4)

FIELD APPLIED INSTALL ONLY



PRESET PANNING

M23850 - PANNING
BPN-9159 - W.S.
MH8-18X1 LP - FASTENER (QTY. 8)
1974 - CLIP
(6" FROM EACH CORNER & 20" O.C.)

SCALE 1:2

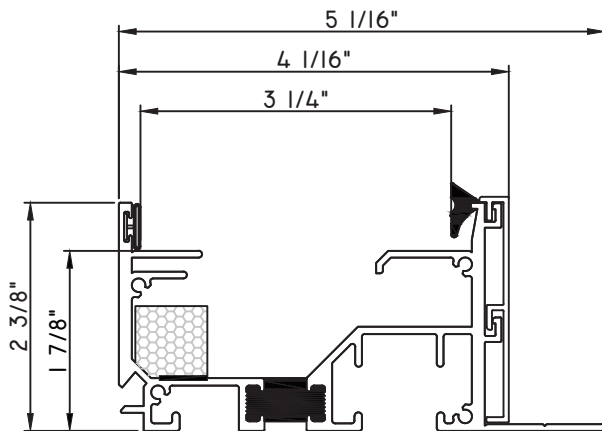
Our products are tested to the standards of and certified by some of the foremost organizations in the fenestration industry.





V600 Series Sill Panning, Subsill, Flashing

All information seen within this document are considered current. However periodic changes/updates to our products are necessary. Quaker Window Products Inc. reserves the right to change any information without notice.



SUBSILL (10LB WATER)

M24631 - SUBSILL
M24632 - COVER
BPN-9159 - W.S.
4874-02-00-19 - WEDGE GASKET

ADDITIONAL PARTS FOR SQUARE CUT INSTALL:

QWP-10LBENDDAM - END DAM (QTY. 2)
BRBTT46 - POP RIVET (QTY. 8)

ADDITIONAL PARTS FOR T-MULL INSTALL:

M24629 - ANCHOR PLATE

ANCHOR PLATE MUST BE USED AT ALL T-MULL LOCATIONS

ADDITIONAL PARTS FOR U-CHANNEL INSTALL:

M19071 - U-CHANNEL

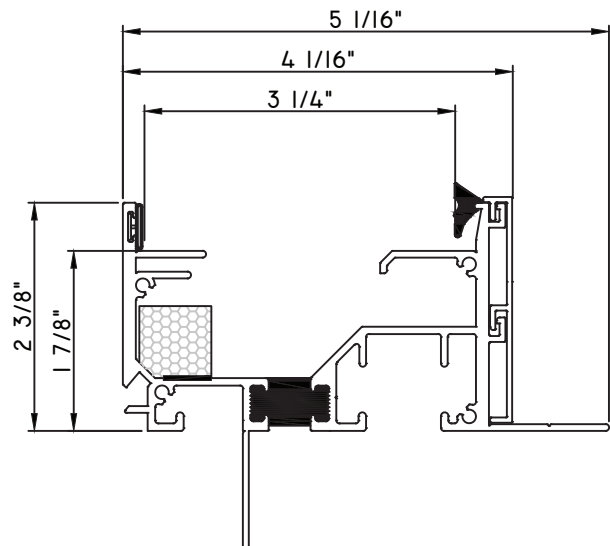
CAN NOT BE USED IN PRE-ASSEMBLED INSTALL

MUST BE USED WITH RECEPTOR:

M17541

INSTALL TYPE:

PREASSEMBLED OR SQUARE CUT IN FIELD



SUBSILL (10LB WATER)

CUSTOM - SUBSILL
M24632 - COVER
BPN-9159 - W.S.
4874-02-00-19 - WEDGE GASKET

ADDITIONAL PARTS FOR SQUARE CUT INSTALL:

QWP-10LBENDDAM - END DAM (QTY. 2)
BRBTT46 - POP RIVET (QTY. 8)

ADDITIONAL PARTS FOR T-MULL INSTALL:

M24629 - ANCHOR PLATE

ANCHOR PLATE MUST BE USED AT ALL T-MULL LOCATIONS

ADDITIONAL PARTS FOR U-CHANNEL INSTALL:

M19071 - U-CHANNEL

CAN NOT BE USED IN PRE-ASSEMBLED INSTALL

MUST BE USED WITH RECEPTOR:

M17541

INSTALL TYPE:

PREASSEMBLED OR SQUARE CUT IN FIELD

SCALE 1:2

Our products are tested to the standards of and certified by some of the foremost organizations in the fenestration industry.

