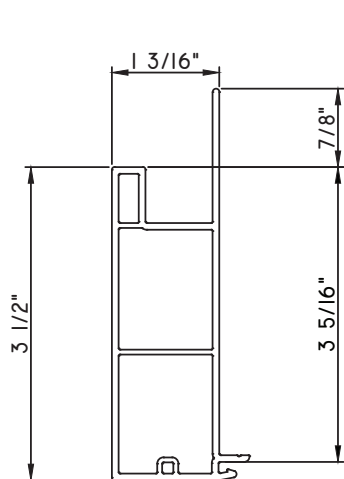


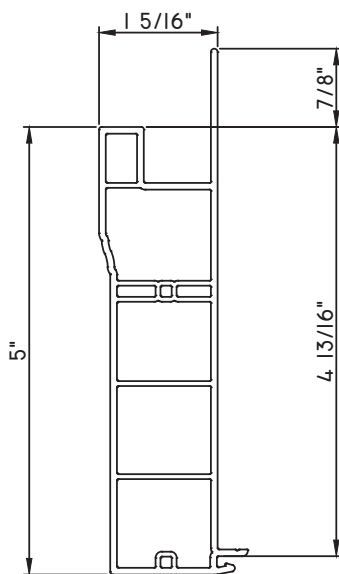


V250 Series Casing/Brickmold, Sill Nose, Face Flange

All information seen within this document are considered current. However periodic changes/updates to our products are necessary. Quaker Window Products Inc. reserves the right to change any information without notice.



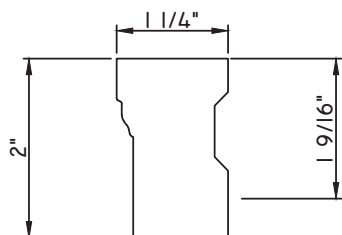
BRICKMOLD W/FIN
WN2376



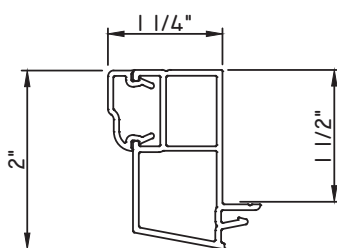
BRICKMOLD
W1555



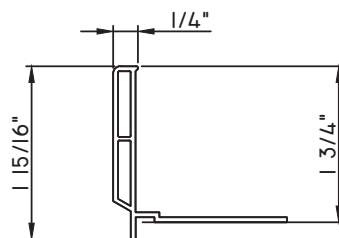
J-CHANNEL FILLER
1111 (WHITE)
S1111 (SANDSTONE)



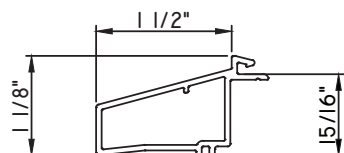
COMPOSITE BRICKMOLD
GOSSEN_635
COMP-BM



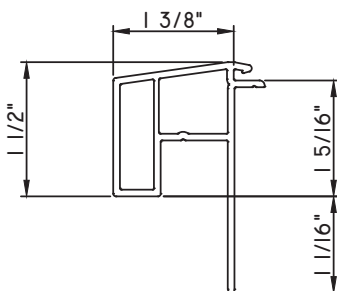
BRICKMOLD
CAP:
WRS-6671 (WHITE)
SRS-6671 (SANDSTONE)



FACE FLANGE
WRS-7067
(WHITE ONLY)



SILL NOSE
D312 (WHITE)
SD312 (SANDSTONE)



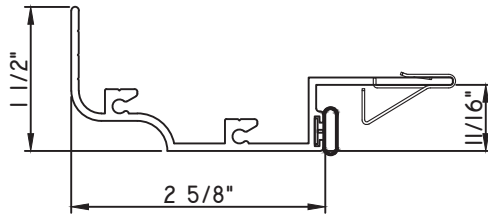
SILL NOSE
WN2641 (WHITE ONLY)

Our products are tested to the standards of and certified by some of the foremost organizations in the fenestration industry.



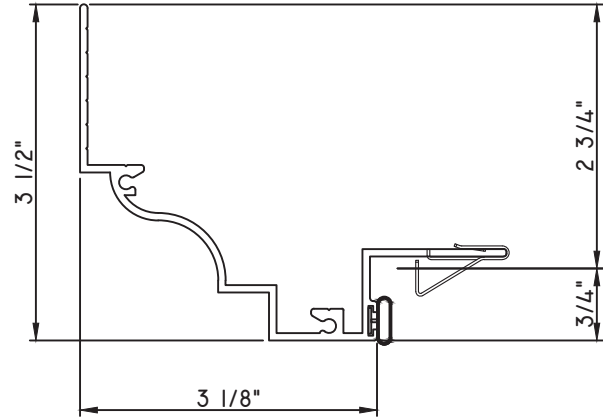
SCALE 1:2

All information seen within this document are considered current. However periodic changes/updates to our products are necessary. Quaker Window Products Inc. reserves the right to change any information without notice.



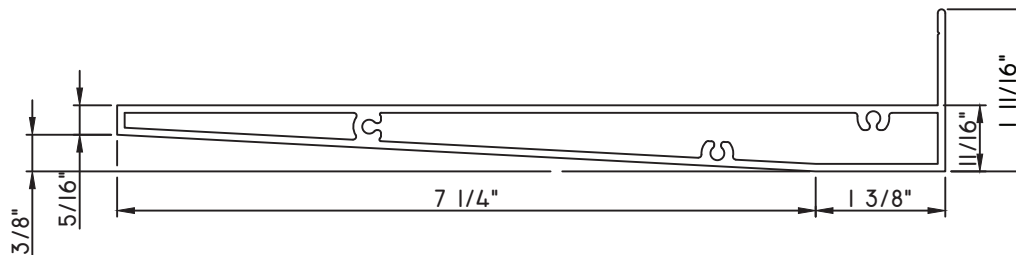
PRESET PANNING

M22208 - PANNING
BPN-9159 - W.S.
MH8-18X1 LP - FASTENER (QTY. 8)
1974 - CLIP
(6" FROM EACH CORNER & 20" O.C.)



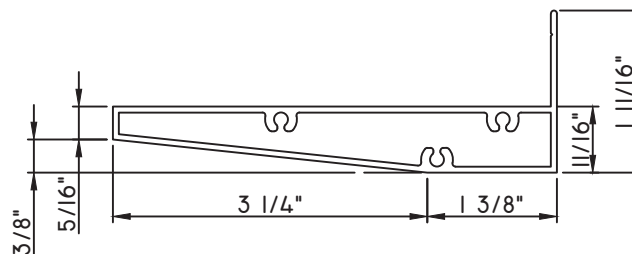
PRESET PANNING

M22463 - PANNING
BPN-9159 - W.S.
MH8-18X1 LP - FASTENER (QTY. 8)
1974 - CLIP
(6" FROM EACH CORNER & 20" O.C.)



POST SET PANNING

M24558 - PANNING
MH8-18X1 LP - FASTENER (QTY. 6)



POST SET PANNING

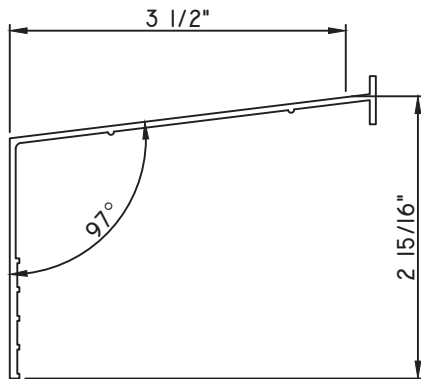
M24559 - PANNING
MH8-18X1 LP - FASTENER (QTY. 6)

Our products are tested to the standards of and certified by some of the foremost organizations in the fenestration industry.

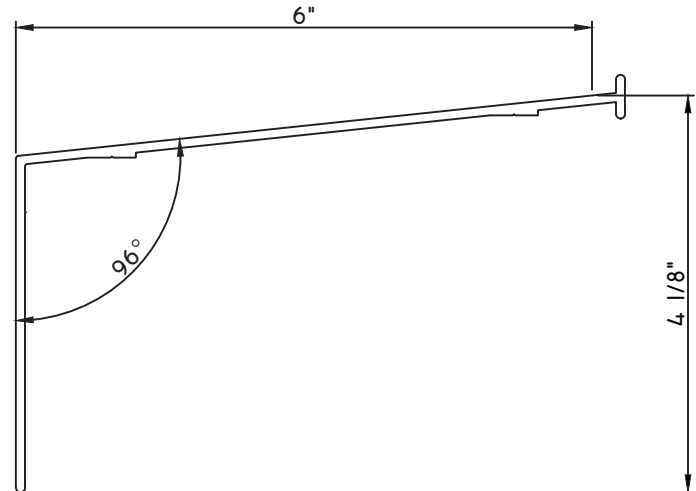


SCALE 1:2

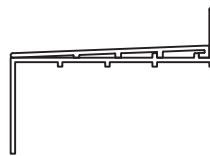
All information seen within this document are considered current. However periodic changes/updates to our products are necessary. Quaker Window Products Inc. reserves the right to change any information without notice.



SILL PANNING
M6939 - PANNING



SILL PANNING
MAX9522 - PANNING



SILL PAN FLASHING

WRS-8006 - SLOPE

WRS-8007 - CENTER

PVC CORNER (QTY. 2)

ADDITIONAL PARTS FOR OPENINGS WIDER THAN 10':

PVC SPLICE

**FIELD APPLIED NAIL FIN INSTALL ONLY.
CAN ONLY BE USED ON V200, V250 & V300.**

SCALE 1:2

Our products are tested to the standards of and certified by some of the foremost organizations in the fenestration industry.

